

If you have any questions, please contact me at [jamie@teachmommyteach.com](mailto:jamie@teachmommyteach.com)

Thank you for downloading!

You May:

- use these resources in your own home or classroom for non-commercial use.
- print as many copies as you would like.
- share the website link, <https://teachmommyteach.com/>, where this printable can be found, so that others can download the file.

You May NOT:

- sell, give away, or share a printed copy. Each person should download separately and print.
- print out a copy for multiple teachers, as in an entire school, co-op, or other group. Each teacher should download separately and print.
- link directly to the pdf. Instead, link to the page on <https://teachmommyteach.com/> or <https://teacherspayteacher.com/> where you found the download.
- claim this or any part of this printable as your own.
- alter this printable and claim it as your own.
- host any of the files on your personal or other websites that can be shared with others.
- Upload this resource to any file sharing sites

Credits!! Thank you Speaking of Images and Open Clipart!



<https://www.teacherspayteachers.com/Store/Speaking-Of-Images>



<https://openclipart.org/>

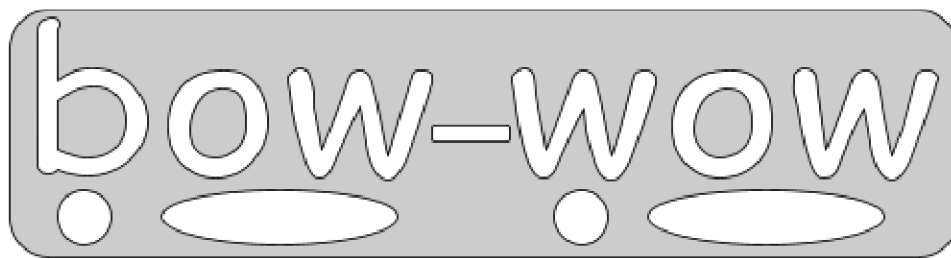




# Set 2 Book 4: Bow-wow!

## Pre-Reading Worksheets

Your child will practice *CVC* words. Your child will also practice the *OW* diphthong and *SH* digraph.

Name: \_\_\_\_\_

Practice sounding out the following words. Remember that **OW** represents the **ow sound**. Color the **OW** in each word. Use the pictures of the mouth as a reference.



What does the dog say?


---

---

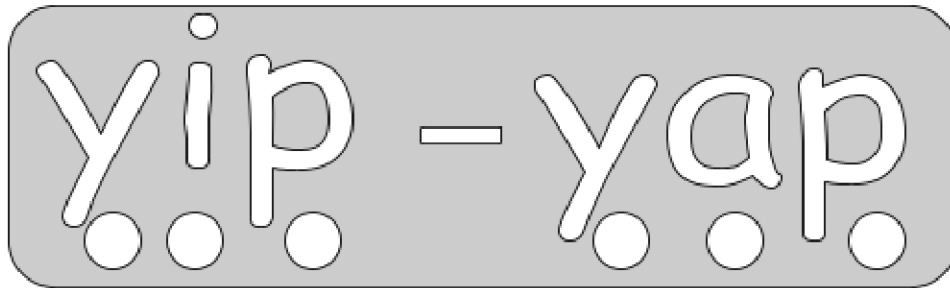
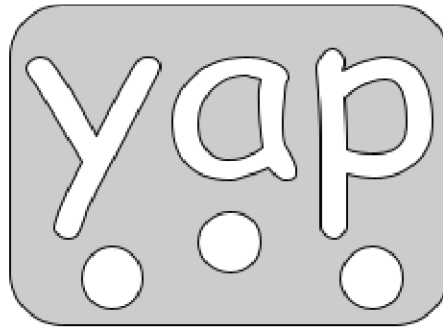
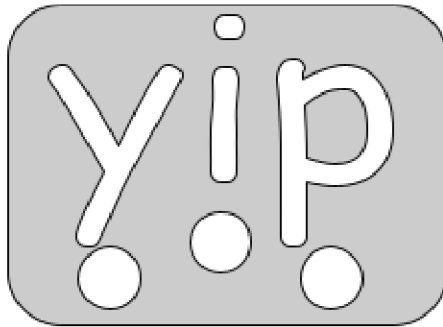
---

Name: \_\_\_\_\_

Practice saying the **y** sound. Use the pictures of the mouth as a reference.



Practice sounding out the following words.



What does the dog say?

---

---

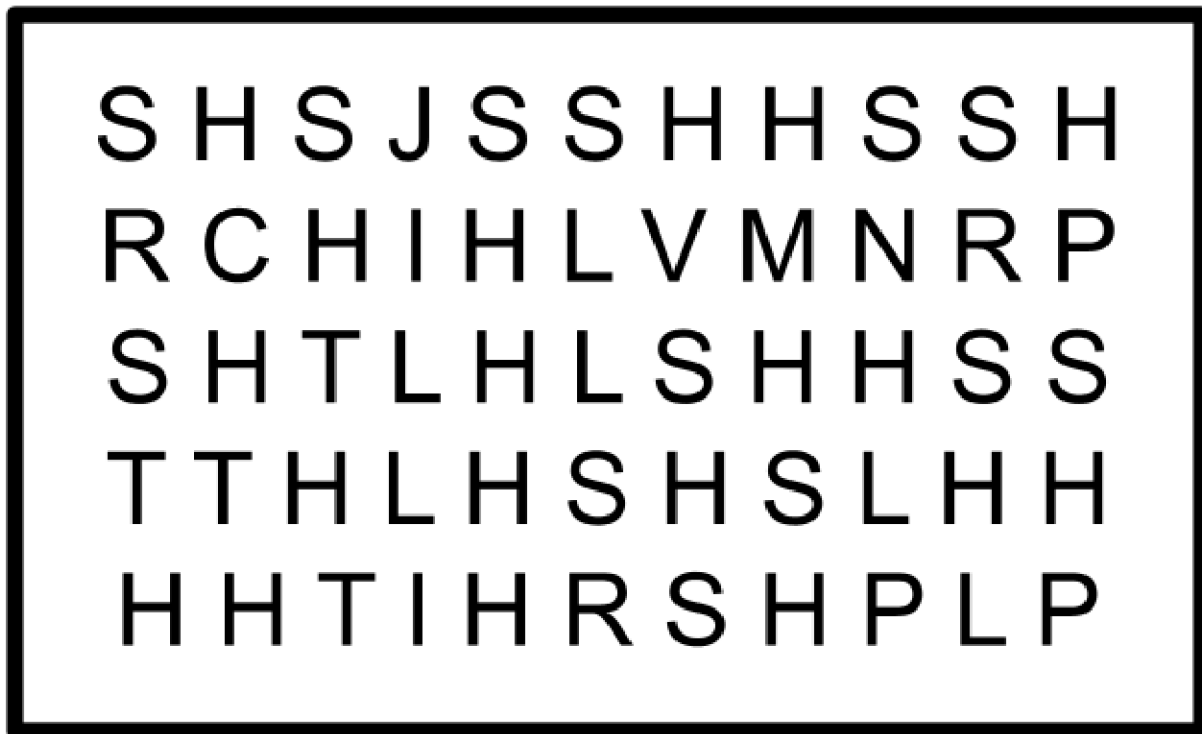
---

Name: \_\_\_\_\_

Practice saying the **sh** sound. This is the sound a parent might say to comfort her crying baby. Use the pictures of the mouth as a reference.



Find and circle all of the **SH** in the word search. Say the **sh** sound each time you circle an **sh**.



# Set 2 Book 4: Bow-wow!

## Extra Practice Post-Reading Worksheets

Name: \_\_\_\_\_

Read the following short story.

The tot naps.

"Bow-wow!" The dog wags.

Mom is mad. "No, dog!"

"Yip-yap!" The dog wags.

Mom is mad. "No, dog! Shhh!"

The dog naps. The tot naps. Mom is glad.



Thank you [openclipart.org](https://openclipart.org) for the wonderful clipart!

# Set 2 Book 4: Bow-wow!

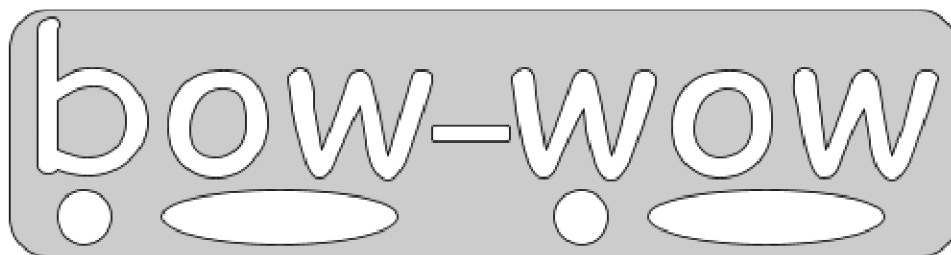




## Pre-Reading Worksheets

Your child will practice *CVC* words. Your child will also practice the *OW* diphthong and *SH* digraph.



Name: \_\_\_\_\_

Practice sounding out the following words. Remember that **OW** represents the **ow sound**. Color the **OW** in each word. Use the pictures of the mouth as a reference.



What does the dog say?


---

---

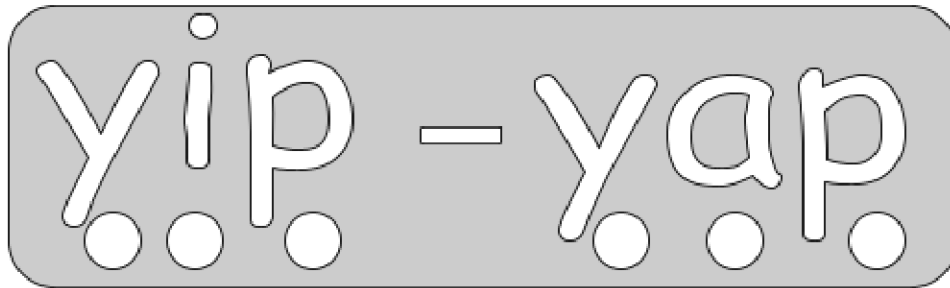
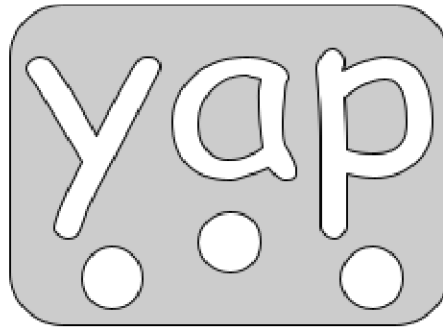
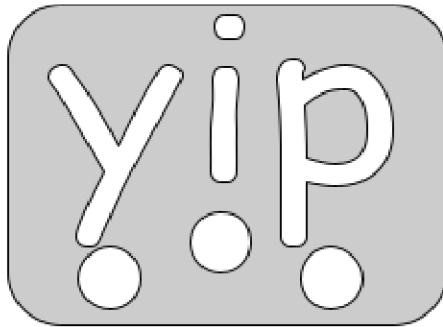
---

Name: \_\_\_\_\_

Practice saying the **y** sound. Use the pictures of the mouth as a reference.



Practice sounding out the following words.



What does the dog say?

---

---

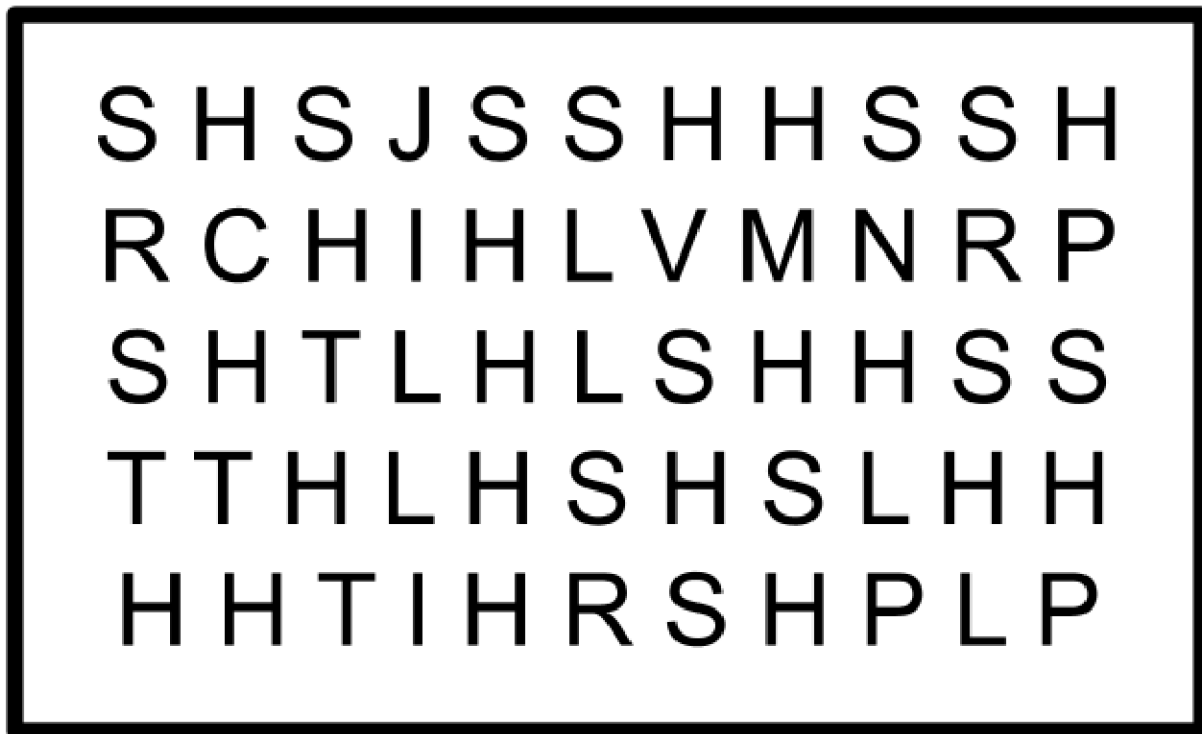
---

Name: \_\_\_\_\_

Practice saying the **sh** sound. This is the sound a parent might say to comfort her crying baby. Use the pictures of the mouth as a reference.



Find and circle all of the **SH** in the word search. Say the **sh** sound each time you circle an **sh**.



# Set 2 Book 4: Bow-wow!

## Extra Practice Post-Reading Worksheets

Name: \_\_\_\_\_

Read the following short story.

The tot naps.

"Bow-wow!" The dog wags.

Mom is mad. "No, dog!"

"Yip-yap!" The dog wags.

Mom is mad. "No, dog! Shhh!"

The dog naps. The tot naps. Mom is glad.



Thank you [openclipart.org](https://openclipart.org) for the wonderful clipart!